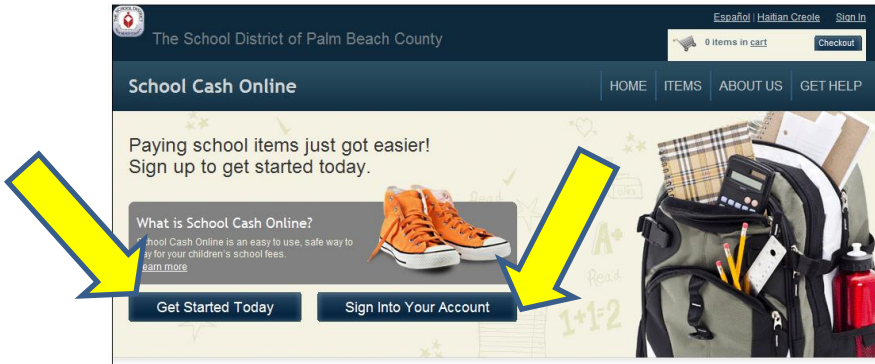


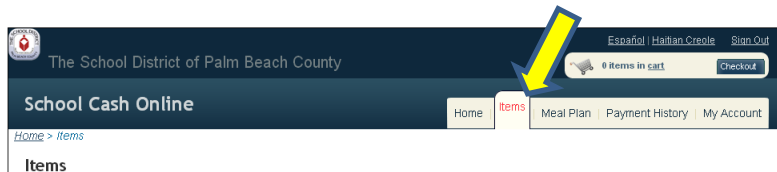
Instructions for Making Summer Camp Credit Card Payments

<https://palmbeach.schoolcashionline.com>

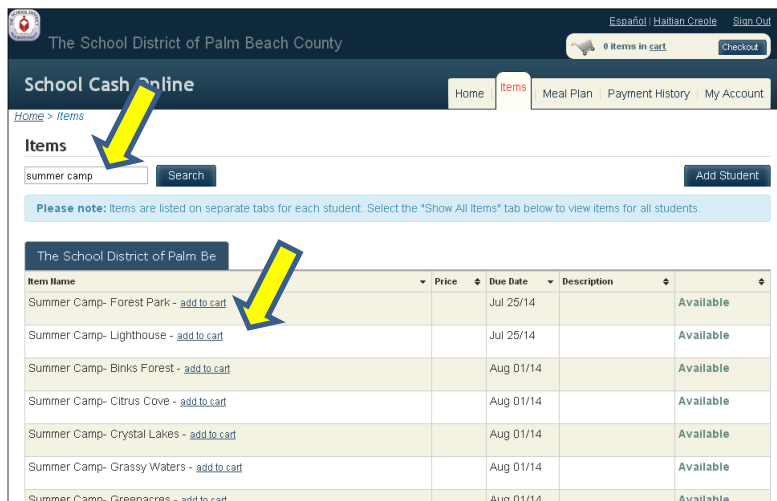
If you already have an account with School Cash Online, please click “Sign on to your Account.” If you do not have an account with School Cash Online, you will need to create one, please click on “Get Started Today.”



Click on VIEW ALL. Click on the Items tab



Type in Summer Camp in Search Bar. Click Search. Then Click “add to cart” next to the site where you would like to make a payment.



This will take you to a screen where you can add items to your cart. Once you have selected the session(s) you will be purchasing, proceed to checkout.

